

# FRESE A FISSAGGIO MECCANICO

INDEXABLE MILLS



# FRESE SPECIALI

## SPECIAL MILLS



marcatura SRFM23806 Sx

1	GRUPPO	44113			
2	WITTE	INSTRUM. 3513	630-200(200)MM	7	
3	INGEGNERI	DI TORNIO	WITTE(200)MM	15	
4	GRUPPO	FRESA		1	
5	PROG.	DESCRIZIONE			
6	FILE	3820			

di disegno

**WITTE**

costruzione Utensili


FRM23806


ASSEMBLARE CON FRM23806

2-5 PROGRAMMI SCARICATI E SECONDA  
PER FRESE WITTE 5 ASSI


# INDICE


## INDEX


 **FISC**  
frese per spallamento attacco cilindrico  
shoulder milling cutters parallel shank **F 4**


 **FISC**  
frese per spallamento attacco cilindrico  
shoulder milling cutters parallel shank **F 5**


 **FISC**  
frese per spallamento attacco cilindrico  
shoulder milling cutters parallel shank **F 5**


 **FISC**  
frese per spallamento attacco cilindrico  
shoulder milling cutters parallel shank **F 6**


 **FISC**  
frese per spallamento attacco cilindrico  
shoulder milling cutters parallel shank **F 7**


 **FISM**  
frese per spallamento attacco a manicotto  
shoulder face milling cutters **F 7**


 **FISM**  
frese per spallamento attacco a manicotto  
shoulder face milling cutters **F 8**


 **FISM**  
frese per spallamento attacco a manicotto  
shoulder face milling cutters **F 8**


 **FISX**  
frese per spallamento attacco modulare  
shoulder milling cutters modular shank **F 9**


 **FIRC**  
frese a riccio per spallamento attacco  
cilindrico  
roughing milling cutters parallel shank **F 9**


 **FIRM**  
frese a riccio per spallamento attacco a  
manicotto  
roughing face milling cutters **F 10**


 **FIBC**  
frese per smussi e svasature attacco cilindrico  
chamfering milling cutters parallel shank **F 11**


 **FIBC**  
frese per smussi e svasature attacco cilindrico  
chamfering milling cutters parallel shank **F 12**

 **FIX**  
frese per smussi attacco a manicotto  
face chamfering cutters **F 12**


 **FIX**  
frese a coda di rondine attacco a manicotto  
60° profile face mills for heavy roughing  
operation **F 13**

 **FIBM**  
frese per spianatura 45° attacco a manicotto  
face milling cutters 45° **F 14**


 **FIBM**  
frese per spianatura 45° attacco a manicotto  
face milling cutters 45° **F 14**


 **FIBM**  
frese per spianatura 43° attacco a manicotto  
face milling cutters 43° **F 15**


 **FICF**  
frese per copiatura attacco filettato  
threaded type milling cutters threaded shank  
**F 16**


 **FIHF**  
frese per copiatura attacco filettato  
threaded type milling cutters threaded shank  
**F 16**


 **FIHF**  
frese per copiatura attacco filettato  
threaded type milling cutters threaded shank  
**F 17**

 **FIHM**  
frese per spianatura torica attacco a  
manicotto  
toric face milling cutters **F 17**


 **FIHM**  
frese per spianatura torica attacco a  
manicotto  
toric face milling cutters **F 18**


 **FISF**  
frese per alluminio attacco filettato  
milling cutters for aluminum threaded shank  
**F 19**

 **FISM**  
frese per alluminio attacco a manicotto  
face milling cutters for aluminum **F 19**

 **FSAV**  
frese a spianare attacco a manicotto  
PCD super-finishing high feed face milling  
cutters **F 20**

 **FITC**  
frese a "T" attacco cilindrico  
T-slot milling cutters **F 21**

 **FIX**  
frese per prealesare  
pre-reaming boring mills **F 22**

 **FIX**  
frese per lamature  
spot facing milling cutters **F 23**



**APFM**

prolunghe in acciaio con lubrificazione  
 interna per frese FICF - FISF - FIHF  
 extension adaptors with internal coolant for  
 FICF - FISF - FIHF indexable mills

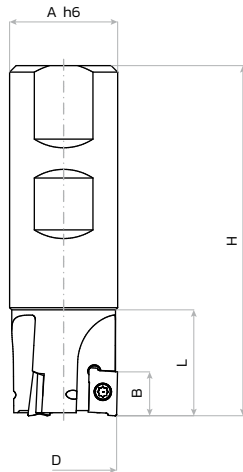
**F 24**



**APFG**

prolunghe in metallo duro con lubrificazione  
 interna per frese FICF - FISF - FIHF  
 tungsten carbide extension adaptors with  
 internal coolant for FICF - FISF - FIHF

**F 24**



## FISC

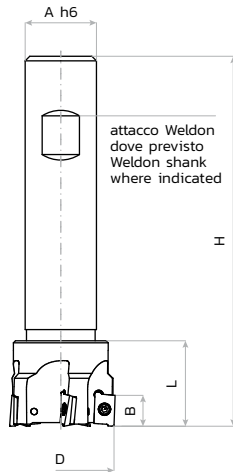
fresse per spallamento attacco cilindrico | shoulder milling cutters parallel shank

	DIMENSIONI - DIMENSIONS						INSERT 	SPARE PARTS 		ACCESSORI - ACCESSORIES 	
	D	A	B	L	H	n° denti n° teeth					
FISC0062	10	16	10	24	80	1	AP.1003	RFV0089	-	RFE0010	-
FISC0072	12	16	10	24	80	1	AP.1003	RFV0089	-	RFE0010	-
FISC0093	14	16	10	24	80	1	AP.1003	RFV0089	-	RFE0010	-
FISC0058	16	16	10	25	85	2	AP.1003	RFV0089	-	RFE0010	-
FISC0377	17	16	10	25	85	2	AP.1003	RFV0089	-	RFE0010	-
FISC0065	20	20	10	25	90	3	AP.1003	RFV0089	-	RFE0010	-
FISC0087	22	20	10	25	90	3	AP.1003	RFV0089	-	RFE0010	-
FISC0378	24	25	10	25	95	3	AP.1003	RFV0089	-	RFE0010	-
FISC0059	25	25	10	25	95	3	AP.1003	RFV0089	-	RFE0010	-

### NOTE

Specifiche dei componenti di ricambio in sezione I - ricambi.  
Per inserti vedi sezione H - inserti.

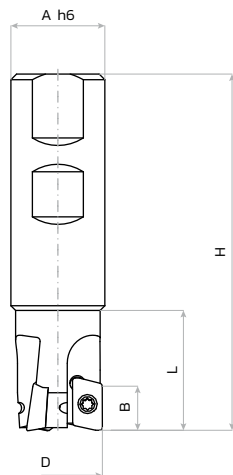
Specifications of spare parts in section I - spare parts.  
For inserts see section H - inserts.



## FISC

frese per spallamento attacco cilindrico | shoulder milling cutters parallel shank

	DIMENSIONI - DIMENSIONS						INSERT	SPARE PARTS		ACCESSORI - ACCESSORIES		
	attacco shank	D	A	B	L	H		n° denti n° teeth				
FISC0013	Weldon	16	16	10	24	150	2	AP.1003	RFV0089	-	RFE0010	-
FISC0066	Weldon	20	20	10	25	150	3	AP.1003	RFV0089	-	RFE0010	-
FISC0061	Weldon	25	20	10	25	150	4	AP.1003	RFV0089	-	RFE0010	-
FISC0379	cilindrico / parallel	16	15	10	24	200	2	AP.1003	RFV0089	-	RFE0010	-
FISC0380	cilindrico / parallel	20	19	10	25	200	3	AP.1003	RFV0089	-	RFE0010	-
FISC0381	cilindrico / parallel	25	24	10	25	200	3	AP.1003	RFV0089	-	RFE0010	-



## FISC

frese per spallamento attacco cilindrico | shoulder milling cutters parallel shank

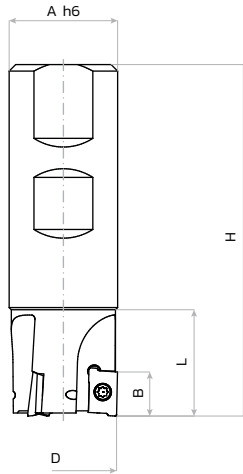
	DIMENSIONI - DIMENSIONS						INSERT	SPARE PARTS		ACCESSORI - ACCESSORIES	
	D	A	B	L	H	n° denti n° teeth					
FISC0384	25	25	15	44	100	2	AD.1505	RUV0103	-	RFE0014	-
FISC0385	32	32	15	50	110	3	AD.1505	RUV0103	-	RFE0014	-

### NOTE

Specifiche dei componenti di ricambio in sezione I - ricambi.  
Per inserti vedi sezione H - inserti.




Specifications of spare parts in section I - spare parts.  
For inserts see section H - inserts.





## FISC

frese per spallamento attacco cilindrico | shoulder milling cutters parallel shank

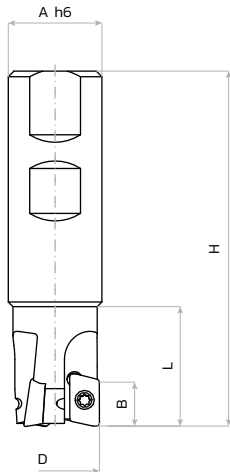
	DIMENSIONI - DIMENSIONS						INSERT	SPARE PARTS		ACCESSORI - ACCESSORIES	
	D	A	B	L	H	n° denti n° teeth					
FISC0448	16	16	11	24	85	2	AP..12T3	RFV0162	-	RFE0010	-
FISC0449	17	16	11	-	85	2	AP..12T3	RFV0162	-	RFE0010	-
FISC0450	18	16	11	-	85	2	AP..12T3	RFV0162	-	RFE0010	-
FISC0451	19	16	11	-	85	2	AP..12T3	RFV0162	-	RFE0010	-
FISC0452	20	20	11	24	90	3	AP..12T3	RFV0162	-	RFE0010	-
FISC0453	21	20	11	-	90	3	AP..12T3	RFV0162	-	RFE0010	-
FISC0454	22	20	11	-	90	3	AP..12T3	RFV0162	-	RFE0010	-
FISC0455	23	20	11	-	90	3	AP..12T3	RFV0162	-	RFE0010	-
FISC0456	24	25	11	24	95	3	AP..12T3	RFV0162	-	RFE0010	-
FISC0457	25	25	11	24	95	3	AP..12T3	RFV0162	-	RFE0010	-
FISC0507	32	25	11	44	100	4	AP..12T3	RFV0162	-	RFE0010	-
FISC0458*	16	15	11	-	150	2	AP..12T3	RFV0162	-	RFE0010	-
FISC0459*	20	19	11	-	150	3	AP..12T3	RFV0162	-	RFE0010	-
FISC0460*	25	20	11	-	150	3	AP..12T3	RFV0162	-	RFE0010	-

\* gambo cilindrico - parallel shank

### NOTE

Specifiche dei componenti di ricambio in sezione I - ricambi.  
Per inserti vedi sezione H - inserti.

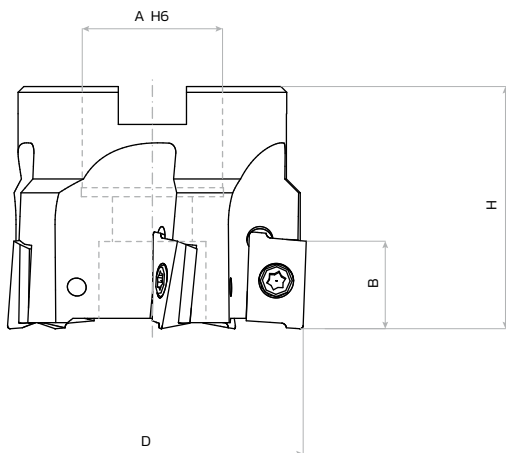
Specifications of spare parts in section I - spare parts.  
For inserts see section H - inserts.



## FISC

frese per spallamento attacco cilindrico | shoulder milling cutters parallel shank

	DIMENSIONI - DIMENSIONS							INSERT	SPARE PARTS			ACCESSORI - ACCESSORIES	
	attacco shank	D	A	B	L	H	n° denti n° teeth						
FISC0057	Weldon	25	25	16	44	100	2	AP..1604	RUV0103	-	RFE0014	-	
FISC0382	Weldon	28	25	16	44	100	3	AP..1604	RUV0103	-	RFE0014	-	
FISC0071	Weldon	32	32	16	50	110	3	AP..1604	RUV0103	-	RFE0014	-	
FISC0089	cilindrico / parallel	25	20	16	60	180	2	AP..1604	RUV0103	-	RFE0014	-	
FISC0383	cilindrico / parallel	32	25	16	60	180	3	AP..1604	RUV0103	-	RFE0014	-	



## FISM

frese per spallamento attacco a manicotto | shoulder face milling cutters

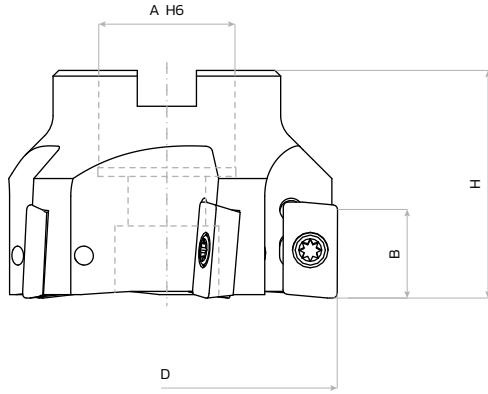
	DIMENSIONI - DIMENSIONS						INSERT	SPARE PARTS			ACCESSORI - ACCESSORIES	
	D	A	B	L	H	n° denti n° teeth						
FISM0204	40	16	11	-	40	5	AP..12T3	RFV0162	-	RFE0010	-	
FISM0205	50	22	11	-	40	6	AP..12T3	RFV0162	-	RFE0010	-	

### NOTE

Specifiche dei componenti di ricambio in sezione I - ricambi.  
Per inserti vedi sezione H - inserti.




Specifications of spare parts in section I - spare parts.  
For inserts see section H - inserts.

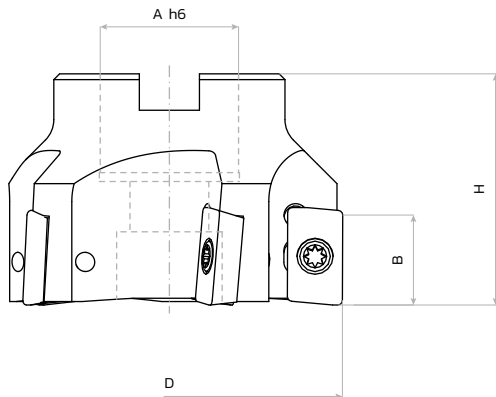




### FISM

frese per spallamento attacco a manicotto | shoulder face milling cutters




	DIMENSIONI - DIMENSIONS					INSERT	SPARE PARTS		ACCESSORI - ACCESSORIES	
	D	A	B	H	n° denti n° teeth					
<b>FISM0092</b>	40	16	15	45	4	AD..1505	RUV0103	-	RFE0014	-
<b>FISM0047</b>	50	22	15	40	5	AD..1505	RUV0103	-	RFE0014	-
<b>FISM0050</b>	63	22	15	40	6	AD..1505	RUV0103	-	RFE0014	-
<b>FISM0072</b>	80	27	15	50	7	AD..1505	RUV0103	-	RFE0014	-



WITH COOLANT 

### FISM

frese per spallamento attacco a manicotto | shoulder face milling cutters

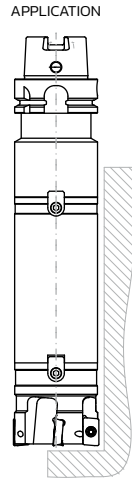
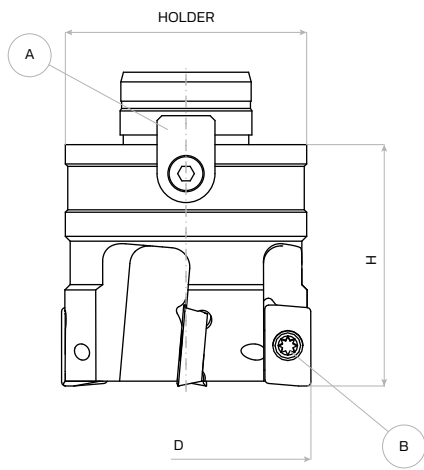
	DIMENSIONI - DIMENSIONS					INSERT	SPARE PARTS		ACCESSORI - ACCESSORIES	
	D	A	B	H	n° denti n° teeth					
<b>FISM0054</b>	40	16	16	40	4	AP..1604	RUV0103	-	RFE0014	-
<b>FISM0024</b>	50	22	16	40	5	AP..1604	RUV0103	-	RFE0014	-
<b>FISM0011</b>	63	22	16	40	5	AP..1604	RUV0103	-	RFE0014	-
<b>FISM0032</b>	80	27	16	50	6	AP..1604	RUV0103	-	RFE0014	-
<b>FISM0021</b>	100	32	16	50	7	AP..1604	RUV0103	-	RFE0014	-
<b>FISM0138*</b>	125	40	16	63	8	AP..1604	RUV0103	-	RFE0014	-
<b>FISM0139*</b>	160	40	16	63	10	AP..1604	RUV0103	-	RFE0014	-

\* Senza refrigerazione interna - Without coolant supply

#### NOTE

Specifiche dei componenti di ricambio in sezione I - ricambi.  
Per inserti vedi sezione H - inserti.

Specifications of spare parts in section I - spare parts.  
For inserts see section H - inserts.

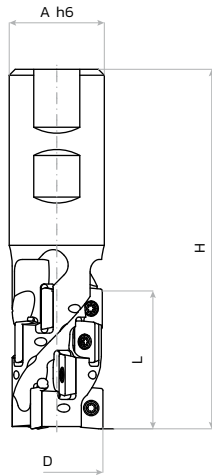


## FISX

frese per spallamento attacco modulare | shoulder milling cutters modular shank

	DIMENSIONI - DIMENSIONS				INSERT	SPARE PARTS		ACCESSORI - ACCESSORIES	
	attacco shank	D	H	n° denti n° teeth		A	B		
FISX0001	50	52	50	4	AP.1604	RMH0001	RUV0103	RFE0014	-
FISX0002	63	65	60	5	AP.1604	RMH0002	RUV0103	RFE0014	-
FISX0003	80	82	60	6	AP.1604	RMH0003	RUV0103	RFE0014	-

Per attacchi e prolunghie vedere sezione A - attrezzature modulari.  
Holders and extensions on section A - modular equipment.



## FIRCO

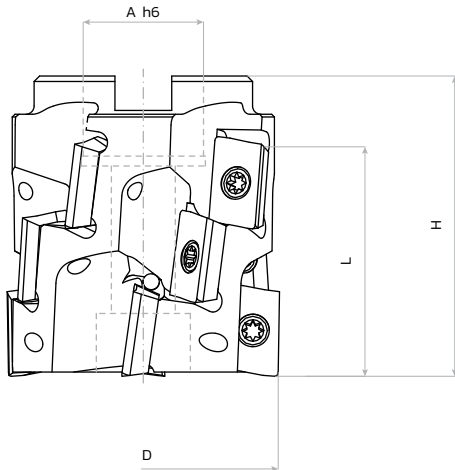
frese a riccio per spallamento attacco cilindrico | roughing milling cutters parallel shank

	DIMENSIONI - DIMENSIONS						INSERT	SPARE PARTS		ACCESSORI - ACCESSORIES	
	D	A	L	H	n° denti n° teeth	n° inserti n° inserts					
FIRCO009	25	25	36	100	2	8	AP.1003	RFV0089	-	RFE0010	-
FIRCO006	32	32	45	120	3	15	AP.1003	RFV0089	-	RFE0010	-

### NOTE

Specifiche dei componenti di ricambio in sezione I - ricambi.  
For inserts see section H - inserts.

Specifications of spare parts in section I - spare parts.  
For inserts see section H - inserts.



## FIRM

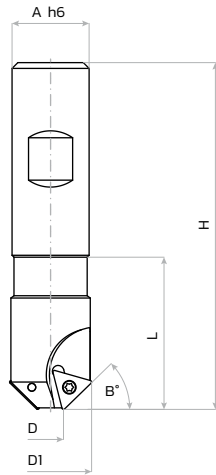
frese a riccio per spallamento attacco a manicotto | roughing face milling cutters

	DIMENSIONI - DIMENSIONS						INSERT	SPARE PARTS		ACCESSORI - ACCESSORIES	
	D	A	L	H	n° denti n° teeth	n° inserti n° inserts					
FIRM0016	50	27	30	55	4	8	AP.1604	RUV0103	-	RFE0014	-
FIRM0017	50	27	44	70	3	9	AP.1604	RUV0103	-	RFE0014	-
FIRM0018	63	27	30	55	4	8	AP.1604	RUV0103	-	RFE0014	-
FIRM0008	63	27	44	60	4	12	AP.1604	RUV0103	-	RFE0014	-
FIRM0019	63	27	30	55	5	10	AP.1604	RUV0103	-	RFE0014	-
FIRM0020	80	32	30	55	4	8	AP.1604	RUV0103	-	RFE0014	-
FIRM0021	80	32	44	60	5	15	AP.1604	RUV0103	-	RFE0014	-

### NOTE

Specifiche dei componenti di ricambio in sezione I - ricambi.  
Per inserti vedi sezione H - inserti.

Specifications of spare parts in section I - spare parts.  
For inserts see section H - inserts.



**FIBC**

frese per smussi e svasature attacco cilindrico | chamfering milling cutters parallel shank

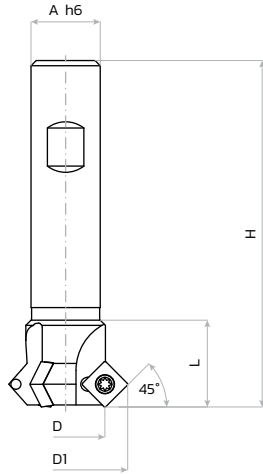
	DIMENSIONI - DIMENSIONS							INSERTS	SPARE PARTS			ACCESSORIES	
	D	D1	A	B°	L	H	n° denti n° teeth						
FIBC0033	6	32	20	30	39	95	2	TC..16T3	RUV0103	-	RFE0014	-	
FIBC0009	1.8	15.5	12	45	20	70	1	TC..1102	RFV0089	-	RFE0010	-	
FIBC0015	6	20.5	20	45	35	90	2	TC..1102	RFV0089	-	RFE0010	-	
FIBC0047	0	20	20	45	45	95	1	TCMX 16T3	RUV0103	-	RFE0014	-	
FIBC0012*	10.4	32.5	25	45	39	95	2	TC..16T3	RUV0103	-	RFE0014	-	
FIBC0010	5.4	16	12	60	20	70	1	TC..1102	RFV0089	-	RFE0010	-	
FIBC0017	15.8	26	20	60	35	90	2	TC..1102	RFV0089	-	RFE0010	-	
FIBC0021*	20	35	25	60	39	95	2	TC..16T3	RUV0103	-	RFE0014	-	

\*con fori lubrificante - with coolant holes

**NOTE**




Specifiche dei componenti di ricambio in sezione I - ricambi.  
Per inserti vedi sezione H - inserti.

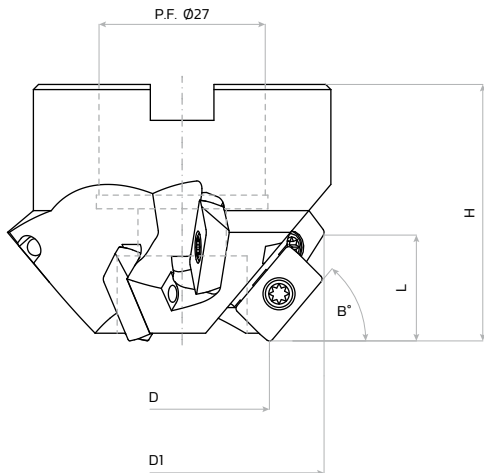
Specifications of spare parts in section I - spare parts.  
For inserts see section H - inserts.



## FIBC




frese per smussi e svasature attacco cilindrico | chamfering milling cutters parallel shank

	DIMENSIONI - DIMENSIONS						INSERT	SPARE PARTS		ACCESSORI - ACCESSORIES	
	D	D1	A	L	H	n° denti n° teeth					
FIBC0011	12	23.7	20	25	100	1	SC..09T3	RUV0103	-	RFE0014	-
FIBC0019	16	28.8	20	35	100	2	SC..09T3	RUV0103	-	RFE0014	-
FIBC0016	30	42.3	25	35	100	3	SC..09T3	RUV0103	-	RFE0014	-
FIBC0020	12	23.7	20	25	200	1	SC..09T3	RUV0103	-	RFE0014	-
FIBC0013	16	28.8	20	42	200	2	SC..09T3	RUV0103	-	RFE0014	-
FIBC0014	30	42.3	25	40	200	3	SC..09T3	RUV0103	-	RFE0014	-



## FIX

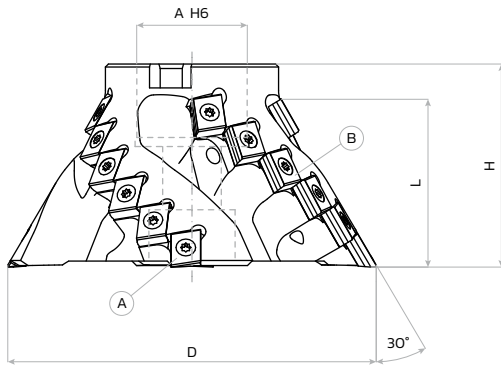
frese per smussi attacco a manicotto | face chamfering cutters

	DIMENSIONI - DIMENSIONS							INSERT	SPARE PARTS		ACCESSORI - ACCESSORIES	
	D	D1	B°	L	H	n° denti n° teeth	n° inserti n° inserts					
FIX0096	35	94	15	8	50	3	6	AP..1604	RUV0103	-	RFE0014	-
FIX0102	35	51	30	15	50	3	6	AP..1604	RUV0103	-	RFE0014	-
FIX0093	35	78	45	21.5	50	3	6	AP..1604	RUV0103	-	RFE0014	-
FIX0099	35	65	60	26.5	50	3	6	AP..1604	RUV0103	-	RFE0014	-

### NOTE

Specifiche dei componenti di ricambio in sezione I - ricambi.  
Per inserti vedi sezione H - inserti.

Specifications of spare parts in section I - spare parts.  
For inserts see section H - inserts.



## FIX

frese a coda di rondine attacco a manicotto | 60° profile face mills for heavy roughing operation

	DIMENSIONI - DIMENSIONS						INSERTI - INSERTS		SPARE PARTS		ACCESSORIES	
	A	D	H	L	n° inserti n° inserts	Z	A	B	A	B		
<b>FIX0124</b>	27	80	42	28	4 A + 8 B	4	CNEX 1205	CNEU 1205	RUV0037	RUV0268	RFE0014	-
<b>FIX0125</b>	32	100	52	35	4 A + 12 B	4	CNEX 1205	CNEU 1205	RUV0037	RUV0268	RFE0014	-
<b>FIX0126</b>	32	125	68	55	4 A + 20 B	4	CNEX 1205	CNEU 1205	RUV0037	RUV0268	RFE0014	-

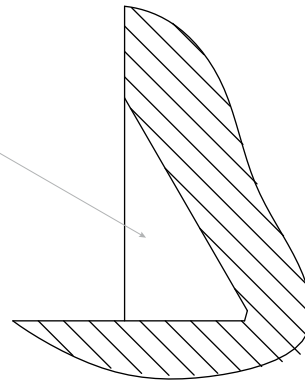
### CONSIGLI DI UTILIZZO

Utilizzare per asportazioni con lavorazione in concordanza, possibilmente con pezzi e macchine utensili molto rigidi.

### MILLING SUGGESTIONS

For a best performance we recommend to use a very stable machine, up milling and full width of cut.

FROM SOLID

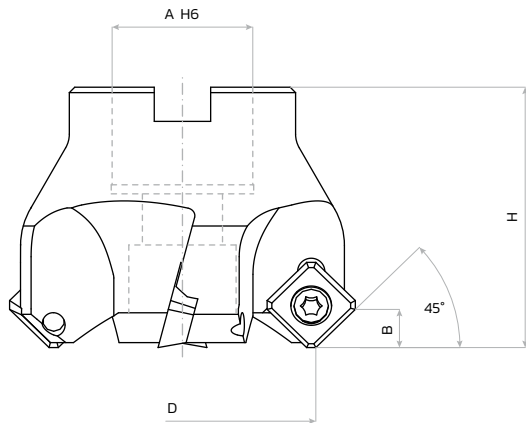


### NOTE

Specifiche dei componenti di ricambio in sezione I - ricambi.  
Per inserti vedi sezione H - inserti.




Specifications of spare parts in section I - spare parts.  
For inserts see section H - inserts.

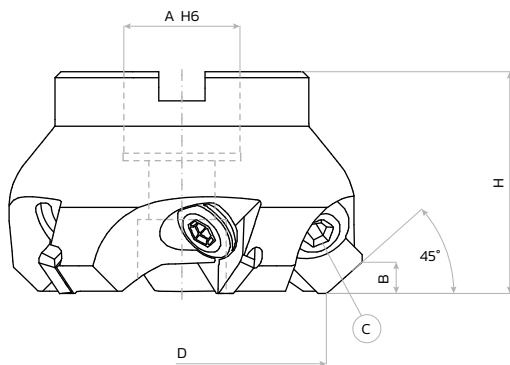




### FIBM




frese per spianatura 45° attacco a manicotto | face milling cutters 45°

	DIMENSIONI - DIMENSIONS					INSERT	SPARE PARTS		ACCESSORI - ACCESSORIES	
	D	A	B	H	n° denti n° teeth					
FIBM0038	40	16	6	40	3	SE..1204	RUV0003	-	RFE0015	-
FIBM0031	50	22	6	48	4	SE..1204	RUV0003	-	RFE0015	-
FIBM0032	63	22	6	48	5	SE..1204	RUV0003	-	RFE0015	-
FIBM0030	80	27	6	50	6	SE..1204	RUV0003	-	RFE0015	-
FIBM0036	100	32	6	50	6	SE..1204	RUV0003	-	RFE0015	-
FIBM0040	125	40	6	63	7	SE..1204	RUV0003	-	RFE0015	-



### FIBM

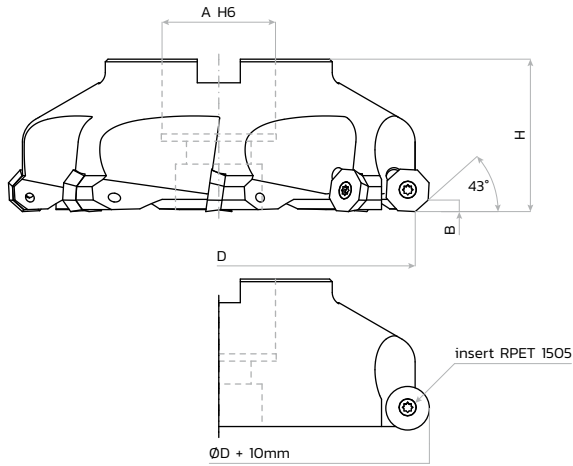
frese per spianatura 45° attacco a manicotto | face milling cutters 45°

	DIMENSIONI - DIMENSIONS					INSERT	SPARE PARTS		ACCESSORIES	
	D	A	B	H	n° denti n° teeth					
FIBM0003	50	22	6	48	4	SEK..1203	RFV0254		CAXCB0046	
FIBM0024	63	22	6	48	5	SEK..1203	RFV0254		CAXCB0046	
FIBM0015	80	27	6	50	6	SEK..1203	RFV0254		CAXCB0046	
FIBM0082	100	32	6	50	6	SEK..1203	RFV0254		CAXCB0046	

#### NOTE

Specifiche dei componenti di ricambio in sezione I - ricambi.  
Per inserti vedi sezione H - inserti.

Specifications of spare parts in section I - spare parts.  
For inserts see section H - inserts.



## FIBM

frese per spianatura 43° attacco a manicotto | face milling cutters 43°

	DIMENSIONI - DIMENSIONS					INSERT		SPARE PARTS		ACCESSORIES	
	D	A	B	H	n° denti n° teeth						
FIBM0108	50	22	4.5	40	4	OD..0605	RPET..1505**	RUV0226	-	RFE0007	-
FIBM0109	63	22	4.5	40	5	OD..0605	RPET..1505**	RUV0226	-	RFE0007	-
FIBM0110	80	27	4.5	50	5	OD..0605	RPET..1505**	RUV0226	-	RFE0007	-
FIBM0111	100	32	4.5	50	6	OD..0605	RPET..1505**	RUV0226	-	RFE0007	-
FIBM0112*	125	40	4.5	63	7	OD..0605	RPET..1505**	RUV0226	-	RFE0007	-
FIBM0113*	160	40	4.5	63	9	OD..0605	RPET..1505**	RUV0226	-	RFE0007	-

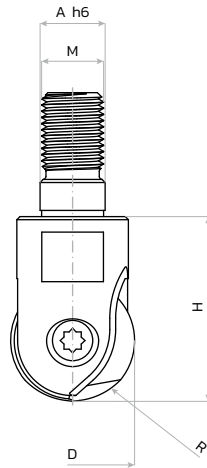
\* Senza refrigerazione interna - Without coolant supply

\*\* Con inserto RPET il diametro D aumenta di 10 mm - Using insert RPET the diameter D increases of +10mm

### NOTE



Specifiche dei componenti di ricambio in sezione I - ricambi.  
Per inserti vedi sezione H - inserti.

Specifications of spare parts in section I - spare parts.  
For inserts see section H - inserts.

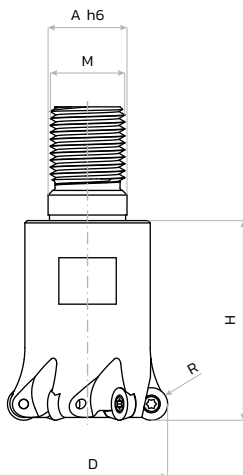


### FICF

fresse per copiatura attacco filettato | threaded type milling cutters threaded shank

	DIMENSIONI - DIMENSIONS					INSERT	SPARE PARTS			ACCESSORIES	
	D	A	M	H	R						
FICF0003	12	6.5	6	20	6	WPR12..	RFV0143	-	-	RFE0015	-
FICF0004	16	8.5	8	25	8	WPR16..	RFV0144	-	-	RFE0015	-
FICF0005	20	10.5	10	30	10	WPR20..	RFV0145	-	-	RFE0015	
FICF0006	25	12.5	12	35	12.5	WPR25..	RFV0146	-	-	RFE0016	-
FICF0007	32	17	16	45	16	WPR32..	RFV0147	-	-	RFE0016	-




Attacchi a pg. F 24 / For extension adaptors see pg. F 24



WITH COOLANT 

### FIHF

fresse per copiatura attacco filettato | threaded type milling cutters threaded shank

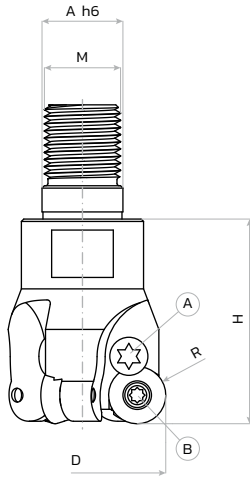
	DIMENSIONI - DIMENSIONS						INSERT		SPARE PARTS			ACCESSORI - ACCESSORIES	
	D	A	M	R	H	n° denti n° teeth							
FIHF0007	16	8.5	8	3.5	23	2	RD..0702	-	RFV0089	-		RFE0010	-
FIHF0008	20	10.5	10	3.5	30	3	RD..0702	-	RFV0089	-		RFE0010	-
FIHF0009	20	10.5	10	5	30	2	RD..1003	-	RFV0091	-		RFE0014	-
FIHF0010	25	12.5	12	5	35	3	RD..1003	-	RFV0091	-		RFE0014	-
FIHF0011	32	17	16	5	43	4	RD..1003	-	RFV0091	-		RFE0014	-

Attacchi a pg. F 24 / For extension adaptors see pg. F 24

#### NOTE

Specifiche dei componenti di ricambio in sezione I - ricambi.  
Per inserti vedi sezione H - inserti.

Specifications of spare parts in section I - spare parts.  
For inserts see section H - inserts.

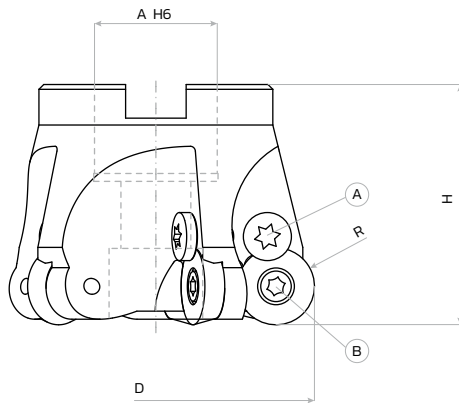


### FIHF

fresse per copiatura attacco filettato | threaded type milling cutters threaded shank

	DIMENSIONI - DIMENSIONS						INSERT	SPARE PARTS		ACCESSORI - ACCESSORIES	
	D	A	M	R	H	n° denti n° teeth		A	B		
FIHF0012*	24	10.5	12	6	35	2	RD..12T3	RFV0139	RFV0091	RFE0014	-
FIHF0014	32	17	16	6	43	3	RD..12T3	RFV0139	RFV0091	RFE0014	-
FIHF0013	35	17	16	6	43	3	RD..12T3	RFV0139	RFV0091	RFE0014	-

\* Fornita senza vite - Staffa RFV 0139 - Screw-bracket RFV0139 not supplied  
 Attacchi a pg. F 24 / For extension adaptors see pg. F 24



### FIHM

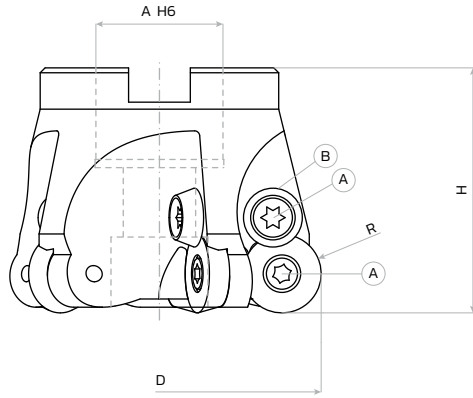
fresse per spianatura torica attacco a manicotto | toric face milling cutters

	DIMENSIONI - DIMENSIONS					INSERT	SPARE PARTS		ACCESSORIES	
	D	A	R	H	n° denti n° teeth		A	B		
FIHM0123	40	16	6	40	4	RD..12T3	RFV0139	RFV0091	RFE0014	-
FIHM0124	52	22	6	50	5	RD..12T3	RFV0139	RFV0091	RFE0014	-
FIHM0125	66	27	6	50	6	RD..12T3	RFV0139	RFV0091	RFE0014	-
FIHM0126	80	27	6	50	7	RD..12T3	RFV0139	RFV0091	RFE0014	-

#### NOTE

Specifiche dei componenti di ricambio in sezione I - ricambi.  
 Per inserti vedi sezione H - inserti.

Specifications of spare parts in section I - spare parts.  
 For inserts see section H - inserts.



**FIHM**

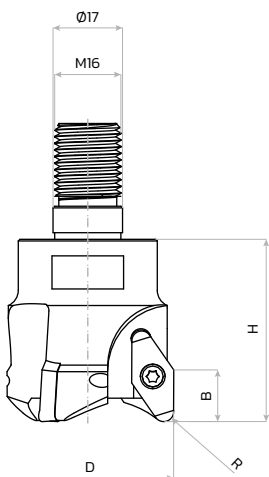
fresse per spianatura torica attacco a manicotto | toric face milling cutters

	DIMENSIONI - DIMENSIONS					INSERT	SPARE PARTS		ACCESSORIES	
	D	A	R	H	n° denti n° teeth		A	B		
<b>FIHM0119</b>	52	22	8	50	4	RD..1604	RFV0141	RFR0005	RFE0015	-
<b>FIHM0120</b>	66	22	8	50	5	RD..1604	RFV0141	RFR0005	RFE0015	-
<b>FIHM0121</b>	80	27	8	50	6	RD..1604	RFV0141	RFR0005	RFE0015	-
<b>FIHM0122</b>	100	32	8	55	7	RD..1604	RFV0141	RFR0005	RFE0015	-

NOTE

Specifiche dei componenti di ricambio in sezione I - ricambi.  
 Per inserti vedi sezione H - inserti.

Specifications of spare parts in section I - spare parts.  
 For inserts see section H - inserts.

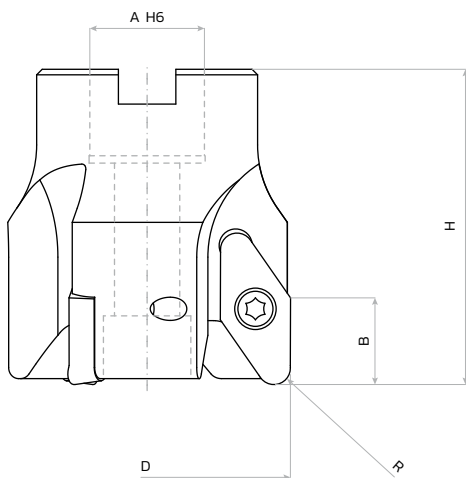


### FISF

frese per alluminio attacco filettato | milling cutters for aluminum threaded shank

	DIMENSIONI - DIMENSIONS				INSERT	SPARE PARTS		ACCESSORI - ACCESSORIES	
	D	B	H	n° denti n° teeth					
FISF0014	32	15	48	2	VCGT2205	RFV0141	-	RFE0015	-
FISF0015	42	15	48	3	VCGT2205	RFV0141	-	RFE0015	-

Attacchi a pg. F 24 / For extension adaptors see pg. F 24



### FISM

frese per alluminio attacco a manicotto | face milling cutters for aluminum


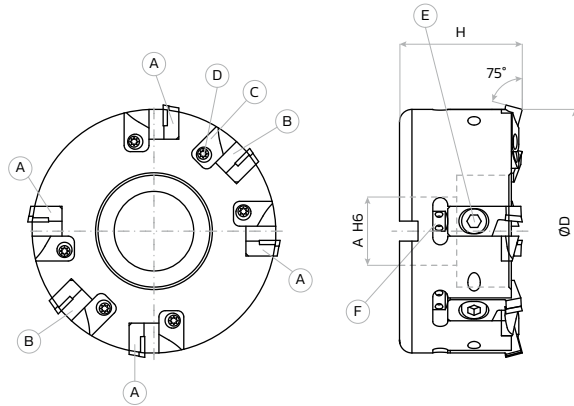
	DIMENSIONI - DIMENSIONS					INSERT	SPARE PARTS		ACCESSORI - ACCESSORIES	
	D	A	B	H	n° denti n° teeth					
FISM0140	42	16	15	57	3	VCGT2205	RFV0141	-	RFE0015	-
FISM0108	52	22	15	57	3	VCGT2205	RFV0141	-	RFE0015	-
FISM0141	66	27	15	57	4	VCGT2205	RFV0141	-	RFE0015	-

#### NOTE

Specifiche dei componenti di ricambio in sezione I - ricambi.  
Per inserti vedi sezione H - inserti.

Specifications of spare parts in section I - spare parts.  
For inserts see section H - inserts.











ADJUSTABLE 

WITH COOLANT 

## FSAV

Frese per spianatura ad ALTO AVANZAMENTO, a cartucce con diamante in policristallino per lavorazioni di leghe leggere  
HIGH FEED face milling cutters, PCD cartridges for processing aluminum

frese a spianare attacco a manicotto | PCD super-finishing high feed face milling cutters

	DIMENSIONI - DIMENSIONS				CARTUCCE - CARTRIDGES				PARTI DI RICAMBIO - SPARE PARTS				ACCESSORIES
	A H	D	H	n° Z	N°	A 	N°	B 	C 	D 	E 	F 	
<b>FSAV0001</b>	22	50	50	4	4	RFC0017	-	-	COM24160	RFV0090	RAV0094	RUV0202	RFE0011
<b>FSAV0002</b>	22	63	50	4	4	RFC0017	-	-	COM24160	RFV0090	RAV0094	RUV0202	RFE0011
<b>FSAV0003</b>	27	80	54	5	5	RFC0017	-	-	COM24160	RFV0090	RAV0094	RUV0202	RFE0011
<b>FSAV0004</b>	32	100	54	4 + 2	4	RFC0017	2	RFC0018**	COM24160	RFV0090	RAV0094	RUV0202	RFE0011
<b>FSAV0005*</b>	40	125	54	6 + 2	6	RFC0017	2	RFC0018**	COM24160	RFV0090	RAV0094	RUV0202	RFE0011

\* Passo differenziato - Differential pitch

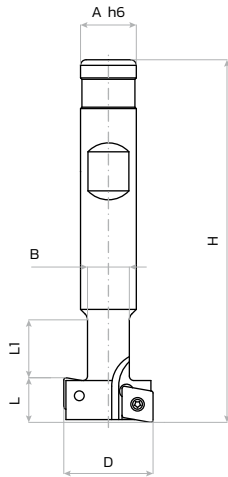
\*\* Cartuccia raschiante - Finishing cartridge

A richiesta cartucce per spallamento a 90° - On request 90° shoulder cartridges

### NOTE

Specifiche dei componenti di ricambio in sezione I - ricambi.  
Per inserti vedi sezione H - inserti.

Specifications of spare parts in section I - spare parts.  
For inserts see section H - inserts.



**SMALL SIZE**

WITH COOLANT

Per scanalature UNI 4788 - For grooves UNI 4788

## FITC

frese a "T" attacco cilindrico | T-slot milling cutters

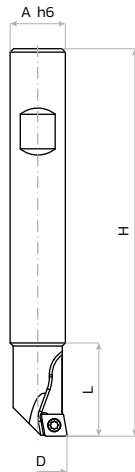
	DIMENSIONI - DIMENSIONS							INSERT	SPARE PARTS		ACCESSORI - ACCESSORIES	
	D	A	B	H	L	L1	Z effettivo actual Z					
<b>FITC0027</b>	12.5	10	5.5	60	6	8	1 + 1	MP..0402 - R/L*	RUV0005	-	RFE0009	-
<b>FITC0028</b>	16	10	7.5	65	8	11	1 + 1	CMPT 05T104	RUV0082	-	RFE0009	-
<b>FITC0029</b>	18	12	9.5	75	8	13.5	2 + 2	CMPT 05T104	RUV0082	-	RFE0009	-

\* Su questo diametro usare 1 inserto destro + 1 inserto sinistro - on this diameter use 1 right + 1 left inserts

### NOTE

Specifiche dei componenti di ricambio in sezione I - ricambi.  
Per inserti vedi sezione H - inserti.

Specifications of spare parts in section I - spare parts.  
For inserts see section H - inserts.



## FIX


frese per prealesare | pre-reaming boring mills

	DIMENSIONI - DIMENSIONS					INSERT	SPARE PARTS		ACCESSORI - ACCESSORIES	
	D	L	H	A	n°denti Z n° teeth Z					
FIX0181	9,8	23	90	8	1	CC..0602	RFV0089	-	RFE0010	-
FIX0182	11,8	25	105	10	1	CC..0602	RFV0089	-	RFE0010	-
FIX0183	13,8	27	110	12	1	CC..0602	RFV0089	-	RFE0010	-
FIX0184	14,8	28	120	12	1	CC..0602	RFV0089	-	RFE0010	-
FIX0185	15,8	29	125	12	1	CC..0602	RFV0089	-	RFE0010	-
FIX0139	17,8	31	140	16	1	CC..0602	RFV0089	-	RFE0010	-
FIX0186	19,8	33	150	16	1	CC..0602	RFV0089	-	RFE0010	-
FIX0187	21,8	35	160	20	1	CC..09T3	RUV0037	-	RFE0014	-
FIX0188	23,8	37	170	20	1	CC..09T3	RUV0037	-	RFE0014	-
FIX0141	24,8	38	180	20	1	CC..09T3	RUV0037	-	RFE0014	-
FIX0189	25,8	39	185	20	1	CC..09T3	RUV0037	-	RFE0014	-
FIX0158	27,8	40	190	20	1	CC..09T3	RUV0037	-	RFE0014	-
FIX0190	29,8	43	200	25	1	CC..09T3	RUV0037	-	RFE0014	-

### NOTE

Specifiche dei componenti di ricambio in sezione I - ricambi.  
Per inserti vedi sezione H - inserti.

Specifications of spare parts in section I - spare parts.  
For inserts see section H - inserts.



## FIX

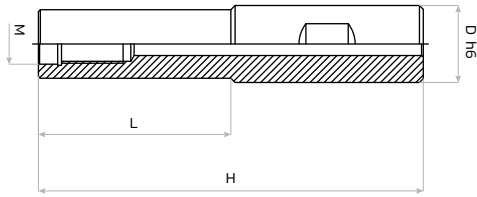
frese per lamature | spot facing milling cutters

	DIMENSIONI - DIMENSIONS						INSERT	SPARE PARTS		ACCESSORI - ACCESSORIES	
	D	d	L	H	A	n°denti Z n° teeth Z					
FIX0170	15	4	30	85	12	1	CC..0602	RFV0089	-	RFE0010	-
FIX0173	16	5	30	92	12	2	CC..0602	RFV0089	-	RFE0010	-
FIX0115	17	6	32	94	16	2	CC..0602	RFV0089	-	RFE0010	-
FIX0174	17,5	6,5	40	96	16	2	CC..0602	RFV0089	-	RFE0010	-
FIX0154	18	7	41	97	16	2	CC..0602	RFV0089	-	RFE0010	-
FIX0106	19	8	41	100	16	2	CC..0602	RFV0089	-	RFE0010	-
FIX0172	20	9	41	102	16	2	CC..0602	RFV0089	-	RFE0010	-
FIX0175	21	10	41	105	16	2	CC..0602	RFV0089	-	RFE0010	-
FIX0169	22	11	41	110	16	2	CC..0602	RFV0089	-	RFE0010	-
FIX0176	23	12	41	112	16	2	CC..0602	RFV0089	-	RFE0010	-
FIX0177	24	13	41	115	16	2	CC..0602	RFV0089	-	RFE0010	-
FIX0164	25	8	40	120	16	2	CC..09T3	RUV0037	-	RFE0014	-
FIX0155	26	9	55	125	20	2	CC..09T3	RUV0037	-	RFE0014	-
FIX0159	27	10	55	128	20	2	CC..09T3	RUV0037	-	RFE0014	-
FIX0178	28	11	55	130	20	2	CC..09T3	RUV0037	-	RFE0014	-
FIX0179	29	12	55	132	20	2	CC..09T3	RUV0037	-	RFE0014	-
FIX0180	30	13	55	134	20	2	CC..09T3	RUV0037	-	RFE0014	-

### NOTE

Specifiche dei componenti di ricambio in sezione I - ricambi.  
Per inserti vedi sezione H - inserti.

Specifications of spare parts in section I - spare parts.  
For inserts see section H - inserts.

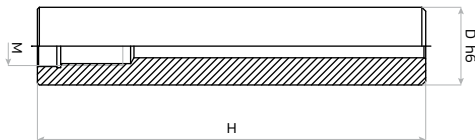


WITH COOLANT 

## APFM

prolunghe in acciaio con lubrificazione interna per frese FICF - FISF - FIHF |  
extension adaptors with internal coolant for FICF - FISF - FIHF indexable mills

	DIMENSIONI - DIMENSIONS					INSERT	SPARE PARTS		ACCESSORI - ACCESSORIES	
	D	M	L	H	D					
APFMD20M675	20	M6	25	75	10	-	-	-	-	-
APFMD20M6125	20	M6	75	125	10	-	-	-	-	-
APFMD20M875	20	M8	25	75	13	-	-	-	-	-
APFMD20M8125	20	M8	75	125	13	-	-	-	-	-
APFMD20M10100	20	M10	50	100	18	-	-	-	-	-
APFMD20M10160	20	M10	100	160	17,8	-	-	-	-	-
APFMD25M12131	25	M12	70	131	21	-	-	-	-	-
APFMD25M12160	25	M12	100	160	20,8	-	-	-	-	-
APFMD32M16135	32	M16	70	135	29	-	-	-	-	-
APFMD32M16160	32	M16	100	160	28,8	-	-	-	-	-



**NEW**

VIBRATION DAMPENING 

WITH COOLANT 

## APFG

prolunghe in metallo duro con lubrificazione interna per frese FICF - FISF - FIHF |  
tungsten carbide extension adaptors with internal coolant for FICF - FISF - FIHF

	DIMENSIONI - DIMENSIONS				INSERT	SPARE PARTS		ACCESSORI - ACCESSORIES	
	D	M	L	H					
APFG0022	11	M6	-	150	-	-	-	-	-
APFG0020	12	M6	-	150	-	-	-	-	-
APFG0021	15	M8	-	150	-	-	-	-	-
APFG0023	16	M8	-	150	-	-	-	-	-
APFG0017	19	M10	-	150	-	-	-	-	-
APFG0018	20	M10	-	150	-	-	-	-	-
APFG0024	25	M12	-	200	-	-	-	-	-
APFG0025	32	M16	-	250	-	-	-	-	-

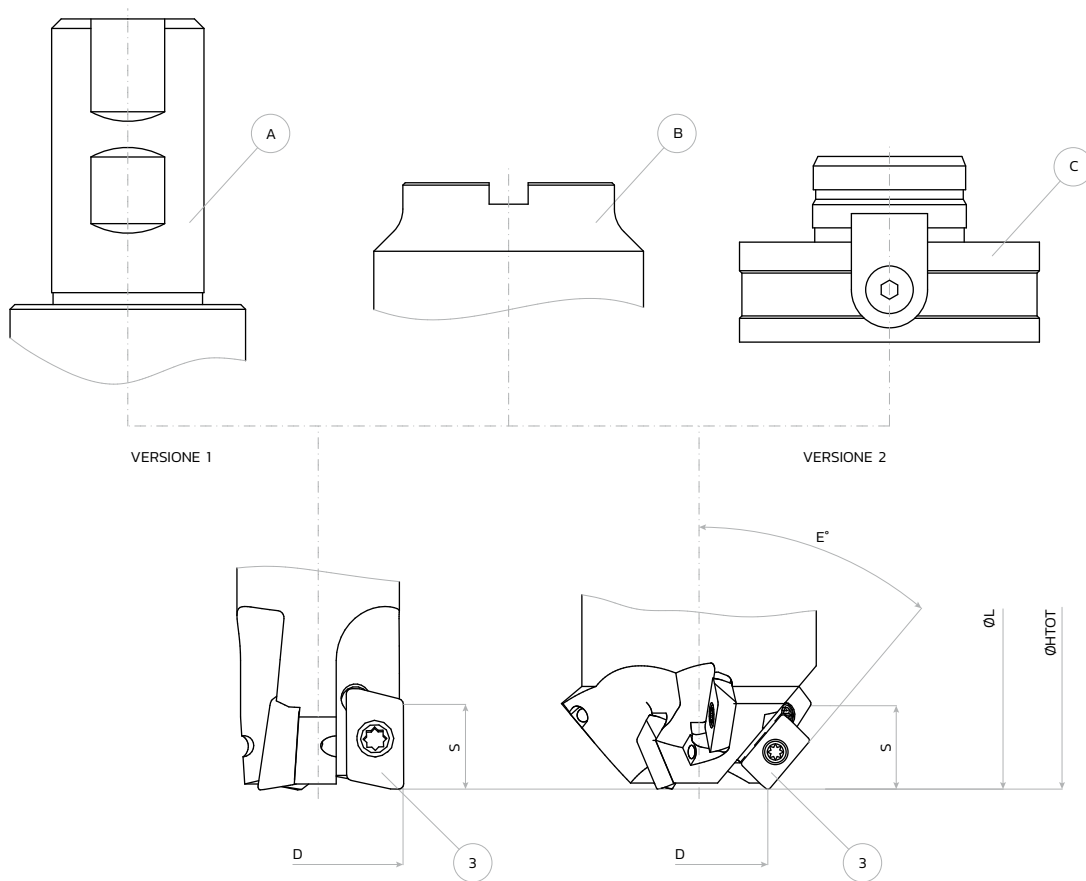
### NOTE

Specifiche dei componenti di ricambio in sezione I - ricambi.  
Per inserti vedi sezione H - inserti.

Specifications of spare parts in section I - spare parts.  
For inserts see section H - inserts.

UTENSILI SPECIALI A RICHIESTA | SPECIAL TOOLS ON REQUEST

ATTACCO HOLDER			VERSIONE TYPE		DIMENSIONE ATTACCO HOLDER DIMENSION	D	S	E°	L	H TOT	INSERTO INSERT	N° DENTI TEETH #	Q.TÀ Q.TY
A	B	C	1	2									
A	B	C	1	2									
A	B	C	1	2									
A	B	C	1	2									
A	B	C	1	2									



ATTREZZATURE  
A MODULARI  
MODULAR EQUIPMENT

CARTUCCE  
B UNITÀ MICRO  
CARTRIDGES  
MICRO UNITS

C PUNTE SPEEDY DRILL  
C SPEEDY DRILLS

D UTENSILI A FISSAGGIO  
D MECCANICO  
TURNING TOOLS

E FILETTATURA  
E THREADING

F FRESE A FISSAGGIO  
F MECCANICO  
INDEXABLE MILLS

G SISTEMI PRESA PEZZO  
G VISES

H INSERTI  
H INSERTS

I RICAMBI  
I SPARE PARTS